

CLEAN ENERGY AND KENTUCKY

Prepared for

Citizens Lead for Energy Action Now (CLEAN)
And Civil Society Institute

Prepared by

OPINION RESEARCH CORPORATION

September 24, 2008



Table of Contents

	<u>Page</u>
Background and Purpose	2
Executive Summary.....	3
Detailed Findings	8
Appendix.....	41

Background and Purpose

- This report is based on the findings of a telephone survey conducted by Opinion Research Corporation's CARAVAN Services. The survey was conducted among a sample of 601 adults (300 men and 301 women) aged 18 and older living in private households in the state of Kentucky. Interviewing was completed September 12-17, 2008.
- The survey was weighted by age and gender to ensure reliable and accurate representation of the total population. The margin of error for surveys with samples of around 600 respondents, at the 95% confidence level, is plus or minus four percentage points. Smaller sub-groups in any survey will have larger error margins.

Executive Summary

- ***Renewable energy and more energy efficiency beats coal in Kentucky.*** As Kentucky Governor Steve Beshear frames a new energy plan for his state, the #1 priority identified by the largest number of Kentucky residents is “transitioning to renewable energy sources, such as solar and wind” (43 percent), with the second most-popular priority being “increased emphasis on energy efficiency/cutting wasted energy” (30 percent). Few state residents picked nuclear power (7 percent) and “more coal mining” (12 percent) as their top priorities.
- ***Most adults in Kentucky want the next President and Congress to achieve energy independence by relying on clean energy sources, rather than coal, oil and nuclear power plants.*** When asked what elected officials should make “their number one energy-related priority for the nation” in 2009, about three out of five (56 percent) favor “promoting energy sources such as wind or solar, more conservation of energy, and hybrid or other highly fuel-efficient cars,” compared to only about one in four (36 percent) who want a focus on “promoting energy sources such as more coal-fired power plants, oil from offshore drilling and nuclear power.” One in 10 think that “no change in use of foreign energy is necessary.” In a national survey the corresponding results were 59 percent, 26 percent and 10 percent.
- ***Wind and solar are seen as the future of energy for America.*** In Kentucky, 61 percent of respondents see oil or coal as a power source of yesterday. This compares to more than two out of three Americans who now see coal (70 percent) and oil (67 percent) as the “power sources of yesterday.” By contrast, solar and wind are seen as “power sources of tomorrow” by 90 percent of those in Kentucky and 92 percent and 88 percent of Americans, respectively.

Executive Summary

- ***Half of those in Kentucky want to see government aid for wind and solar power put on the same or better footing than coal-fired and nuclear power plants.*** In the US as a whole this percentage is 52 percent. These majorities want the government to “evenly divide” any subsidies, tax breaks or other incentives for new construction “between nuclear power and coal-fired power plants and energy sources such as wind and solar.” In Kentucky 24 percent and 30 percent of Americans would go further, having the government “shift all or most of them from nuclear power and coal-fired power plants to energy sources such as wind and solar.” Only about 16 percent of those in Kentucky and one in 10 Americans would “keep the incentives for nuclear power and coal-fired power the way they are today.”
- ***A halt to construction of new coal-fired power plants is supported by Kentucky adults and adult Americans.*** Nearly three out four respondents in Kentucky (78 percent) and 73 percent of Americans would support “a five-year moratorium on new coal-fired power plants in the United States if there was stepped-up investment in clean, safe renewable energy -- such as wind and solar -- and improved home energy-efficiency standards.

Executive Summary

- ***Most Americans and most in Kentucky know that time is running out to deal with global warming.*** More than three out of five in Kentucky (64 percent) and a similar proportion of Americans (63 percent) believe that “global warming is a problem and we have limited time to figure out the solutions to it.”
- ***The vast majority of those in Kentucky mirror the nation as a whole when they see a positive or neutral economic impact from dealing with global warming.*** Fewer than one in five in Kentucky and the nation as a whole (17 percent) believe that “action on global warming will hurt the U.S. economy,” while over half (53 in Kentucky and 51 percent in the US) believe “action on global warming will create new jobs and investment. Just over a quarter (28 percent in both the state and the nation) say that such action “will neither help nor hurt the economy.”
- ***Americans and those in Kentucky pick clean energy over coal and nuclear power.*** Two out of three Americans and 60 percent of those in Kentucky would ask for wind, solar and other renewable energy technologies if they could “tell your power or utility company where to get the power to run your house.” By contrast, only 8 percent nationally would pick nuclear power (6 percent in Kentucky) and just three percent would pick “coal-generated power” nationally versus 10 percent in Kentucky.

Executive Summary

- **Today's politicians are not seen as likely to act on climate issues.** Two out of three in Kentucky and in the nation as a whole, have “only a small degree of confidence” (43 percent in Kentucky and 40 percent in the US) or “no confidence” (27 percent in both) that “our current elected officials in the United States will act decisively on global warming issues.”
- **Energy issues will figure prominently at the ballot box in November whether it is in Kentucky or any other state.** More than nine out of 10 respondents in Kentucky and the same proportion in the nation as a whole, (91 percent) say that “the views of candidates on energy-related issues -- such as gasoline prices, home heating oil prices, global warming and energy independence” will be important as they vote in 2008. Of this amount nearly three in five (64percent in Kentucky and 58 percent in the US) say that energy issues will be “very important” to how they vote.

Other key findings include the following:

- More than three out of four Americans (78 percent) and even more in Kentucky (85 percent) agree with the following statement: “The effects of global warming require that we take timely and decisive steps for renewable, safe and clean energy sources. We need transitional technologies on our path to energy independence. There are tough choices to be made and tradeoffs. We cannot afford to postpone decisions since there are no perfect options.”
- More than nine out of ten Americans (91 percent) and the same proportion of those in Kentucky, are in agreement with the following statement: “The reliance on fossil fuels is the product of the industrial revolution of the 19th and early 20th centuries. Do you think it is time for our nation to start thinking in terms of the concept of a ‘new industrial revolution,’ one that is characterized by the orderly phasing out of fossil fuels and the phasing in of clean, renewable energy sources -- many of which are available now, such as wind and solar for electricity, hybrid and clean diesel technologies for cars?”

Executive Summary

- More than four out of five Americans (85 percent) do not think “the federal government is doing enough about high energy prices and the U.S. dependence on Middle Eastern energy sources. In Kentucky the percentage is 90.
- Over half (52 percent) of Americans – and even more in Kentucky (59 percent) -- are more likely to “buy a hybrid, clean-diesel or other more fuel-efficient vehicle now” than they were six months ago.
- About eight in ten (80 percent) in Kentucky and only seven out of 10 Americans (69 percent) think “the U.S. government should set a national goal of declaring July 4, 2015, as ‘Energy Independence Day’ -- a real target date for ending our reliance on Middle Eastern and other foreign oil supplies.

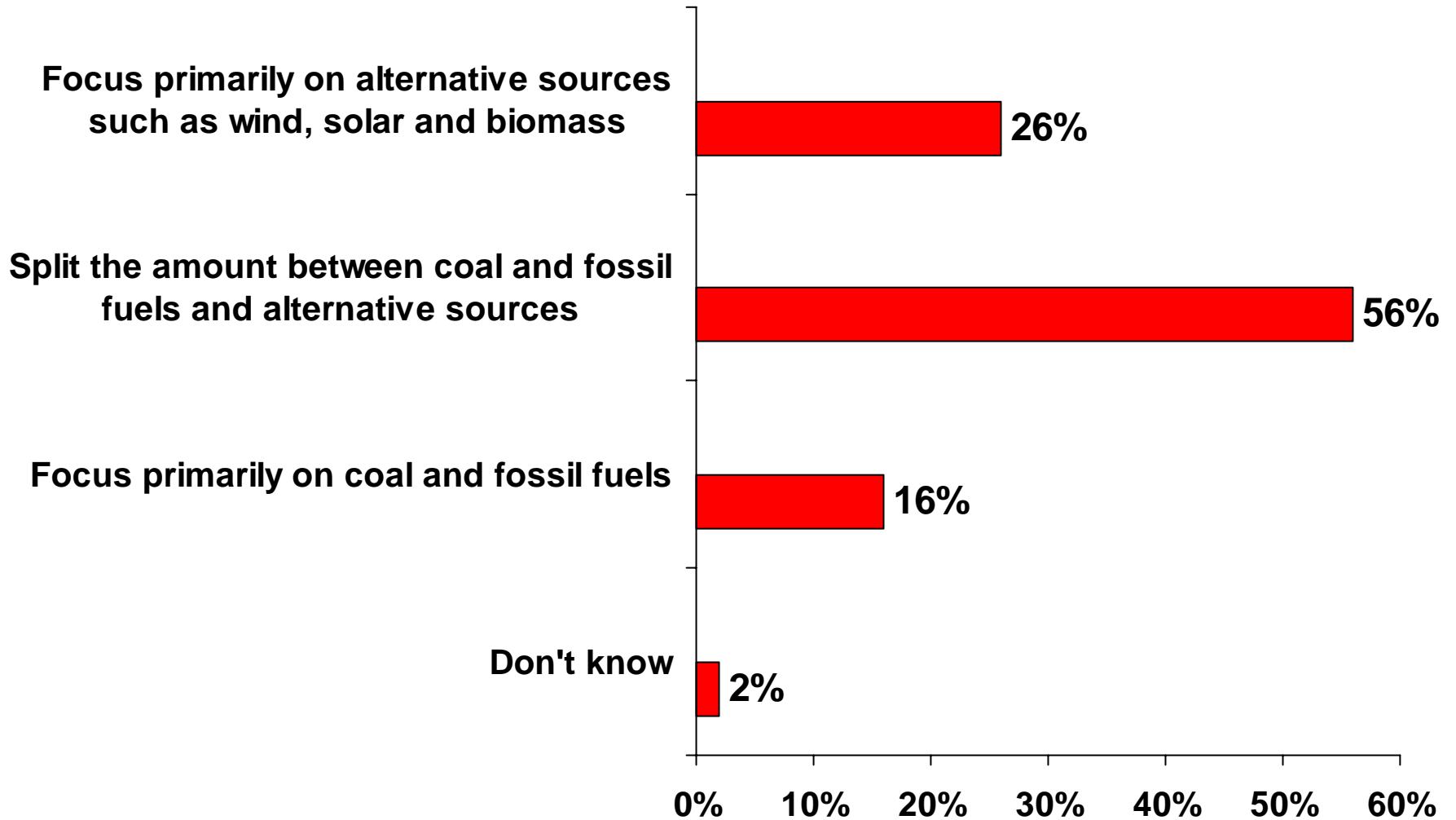
Detailed Findings

Kentucky's Coal Subsidies

- Half (56%) of the residents in Kentucky would prefer that the state would split the subsidies it provides for the coal industry between alternative fuel sources and those from fossil fuels. One-quarter think the state should focus primarily on renewable energy sources and 16% think it should focus primarily on coal.
 - In Kentucky: 31% of Democrats and 34% of Independents favor focusing the subsidies primarily on renewable energy. Only 20% of Republicans feel that way.
 - Sixty-one percent of Republicans would prefer to split the subsidies between fossil and alternative fuel sources. Fifty three percent of Democrats and 43% of Independents prefer that alternative.

Kentucky's Coal Subsidies

R21: Kentucky currently gives more than \$120 million a year in direct subsidies to the coal industry. Which of the following statements do you agree with the most?



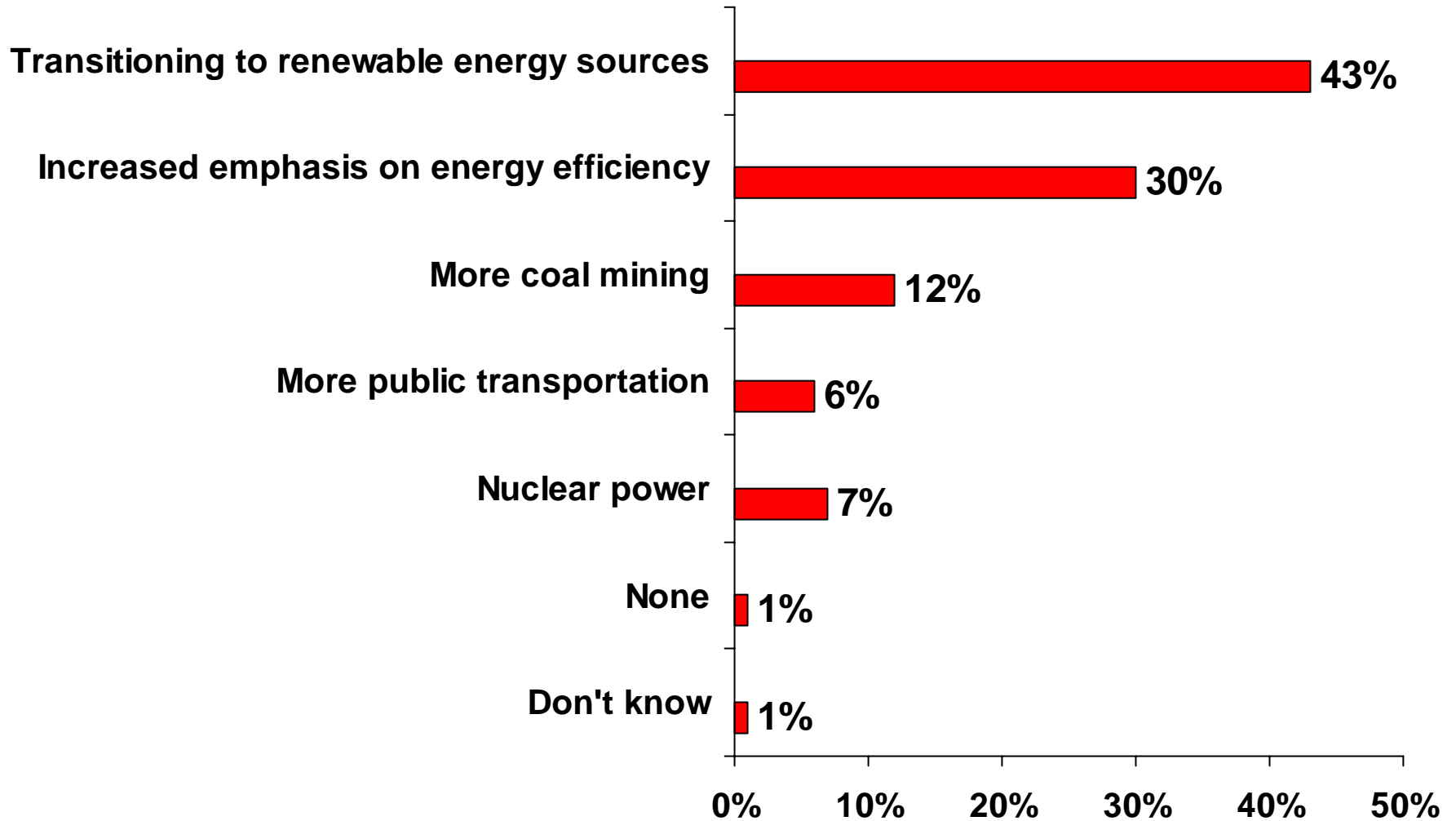
Base = Total respondents: N=601, September 12-17, 2008.

The Items That Should be in Kentucky's Energy Plan

- More than four in ten (43%) think that Kentucky's energy plan should include transitioning to renewable energy sources like solar and wind. Three-in-10 think the plan should include an emphasis on energy efficiency. Only 12% think it should have an emphasis on more coal mining.
 - Women are more in favor than men of the plan including an emphasis on efficiency (35% vs. 24%).
 - Men are more likely than women to want the plan to have an emphasis on more coal mining (18% vs. 8%).

The Items That Should be in Kentucky's Energy Plan

R22: Governor Steve Brashear is working on a new energy plan for Kentucky. Which of the following three things do you think should be part of that plan?



Base = Total respondents: N=601, September 12-17, 2008.

The Number One Energy Priority of the Next President

- Just under six out of 10 adults in Kentucky think the number one priority of the new president should be energy independence primarily through promoting alternative energy sources (56%). About a third (36%) think the first priority should be promoting energy independence through an emphasis on energy sources such as coal-fired plants or offshore drilling.
- In a national survey, about six out of 10 Americans (59%) want the number one energy priority of the next president to be independence from foreign energy primarily by promoting energy sources like solar and wind, conservation and hybrid or fuel-efficient cars. Only a quarter (26%) want the number energy priority to be promoting more energy from sources like coal-fired power plants or offshore drilling. One-in-10 think there should be no change in our use of foreign energy.
 - In Kentucky: 69% of Democrats favor energy independence through alternatives, compared to 65% of Independents and only 40% of Republicans..

The Number One Energy Priority of the Next President

R7: Let's look ahead to January 2009 – after the election of a new President and a new Congress. Which one of the following options do you think elected officials should make their number one energy-related priority for the nation?

Independence from foreign energy primarily by promoting energy sources such as...

Wind or solar, more conservation, and hybrid or other highly fuel-efficient cars

56%

More coal-fired power plants, oil from offshore drilling and nuclear power

36%

No change in use of energy is necessary

6%

Don't know

2%

0% 10% 20% 30% 40% 50% 60%

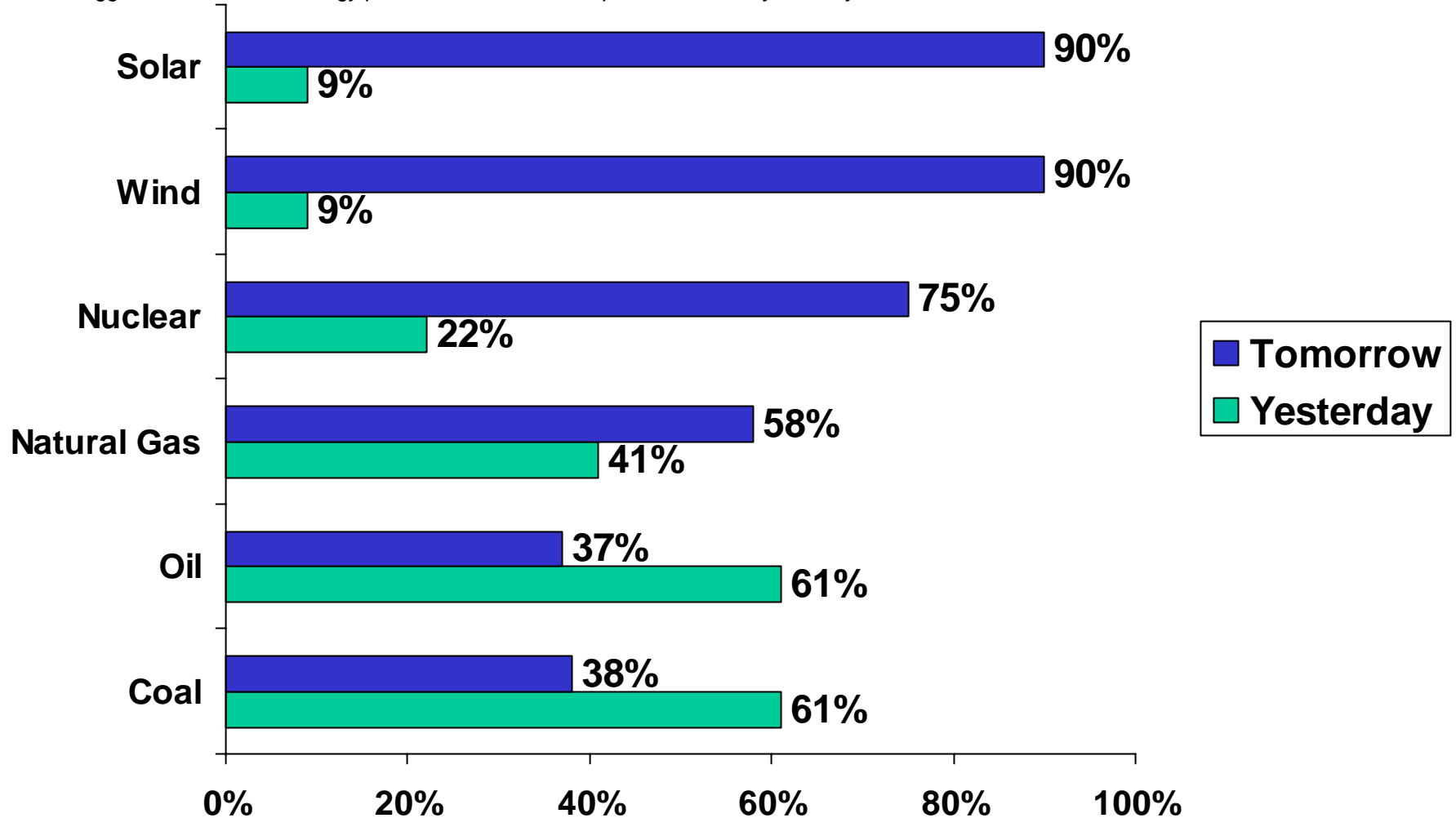
Base = Total respondents: N=601, September 12-17, 2008.

Solar and Wind are the Power Sources of Tomorrow -- Coal and Oil are the Sources of Yesterday

- When asked, majorities of respondents in Kentucky think solar, wind, nuclear and natural gas are energy sources of tomorrow. A majority also think of coal and oil as an energy source of yesterday.
 - Men are more likely than women to think that natural gas is a power source of tomorrow (64% vs. 52%)
 - Women are more likely than men to think that natural gas is a power source of yesterday (47% vs. 35%).
 - Along partisan lines, 65% of Republicans say natural gas is a power source of the future compared to 52% of Democrats and 51% of Independents.
 - When it comes to coal and oil, Republicans (50% and 51%) are also more likely than Democrats (28% and 28%) and Independents (36% and 13%) to think that these energy sources are power sources of the future.
 - Democrats (71%) and Independents (80%) are a lot more likely to think oil is a power source of the past than are Republicans (48%). They also feel the same way about coal (71% and 60% compared to the Republicans (49%).

Solar and Wind are the Power Sources of Tomorrow -- Coal and Oil are the Sources of Yesterday

R6: I am going to read you a list of power sources. In each case, please indicate which ones you think are "power sources of tomorrow" that should play a bigger role in the U.S. energy picture and which are a "power source of yesterday."



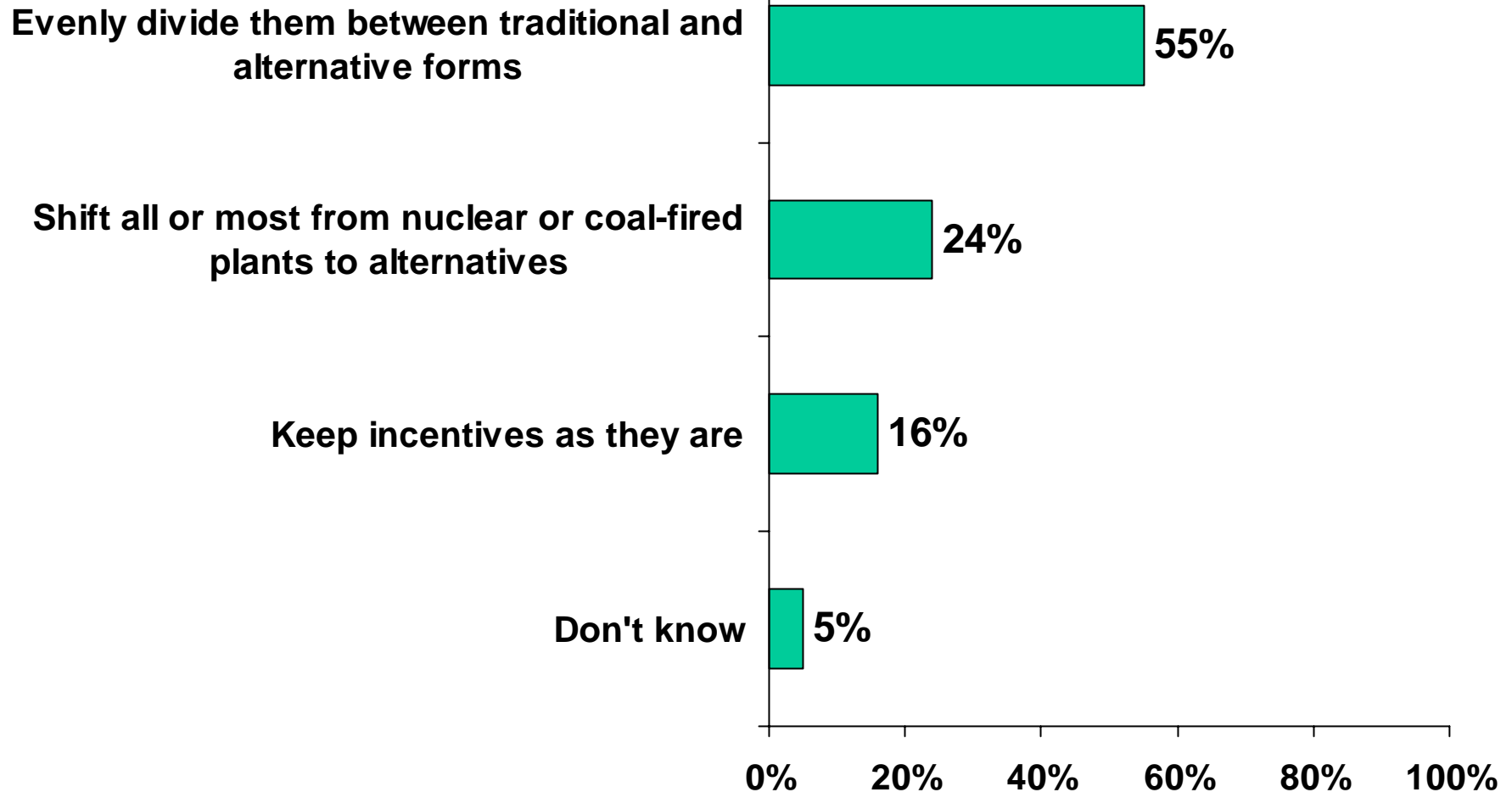
Base = Total respondents: N=601, September 12-17, 2008.

Government Incentives and Subsidies Should be Evenly Split Between Traditional and Alternative Sources of Energy

- In a question about government incentives and subsidies, it was explained that utility rates are set by the government and subsidies are given for the construction of coal and nuclear fueled power plants in this country. Respondents were asked if these investments in energy production should be shifted entirely to plants using alternative sources of energy, split evenly between traditional plants and alternatives or if the incentives should be left as they are. In Kentucky, over half (55%) favor an even split with one-fourth favoring all or most of the incentives moving to alternatives (24%). Sixteen percent say keep them they way they are.
- By contrast, the national findings show that half (52%) favor an even split, about a third (30%) favor a complete shift to alternatives and 12% say the incentives should stay the way they are.
 - Along partisan lines in Kentucky, 30% of Democrats favor shifting all or most of the incentives to alternatives, compared to 18% of Republicans and 15% of Independents.
 - 55% of Republicans are in favor of splitting the incentives compared to 54% of Democrats and 61% of Independents.

Government Incentives and Subsidies Should be Evenly Split Between Traditional and Alternative Sources of Energy

R5: Some experts say the following: "Utility rates set by government agencies along with taxpayer subsidies or loan guarantees for coal and nuclear power plant construction, are a form of public energy investment. If we are going to make such a public energy investment, it should lead to innovation, jobs, a stronger economy and safe, clean power." In view of this statement, what do you think the U.S. should do regarding these subsidies and incentives?



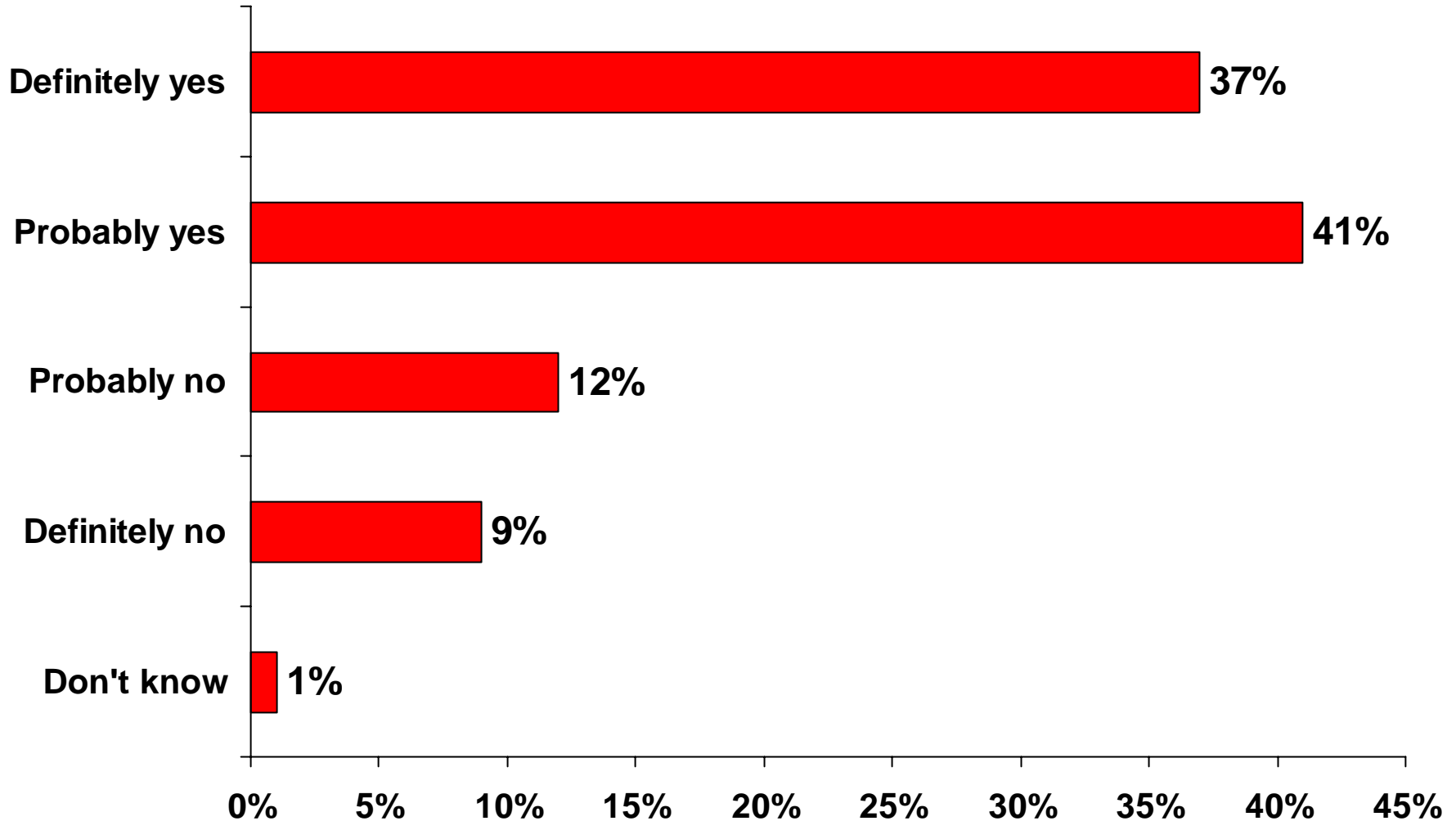
Base = Total respondents: N=601, September 12-17, 2008.

A 5 Year Moratorium on Coal-Fired Electricity Plants

- Nearly three-fourths (78% in Kentucky and 73% the US) would support a five-year moratorium on coal-fired power plants if there was stepped up investment in clean, renewable energy. In Kentucky the opposition to this idea is 21% and 24% in the nation as a whole.
- In Kentucky:
 - Women are much more likely to say yes to this idea (83%) than are men (72%).
 - Along partisan lines, 84% of Democrats in Kentucky say yes to this idea, 93% of Independents do and only 68% of Republicans feel the same way.

A 5 Year Moratorium on Coal-Fired Electricity Plants

R9: More than half of power plant-generated electricity comes from coal. Experts say that power plants are responsible for about 40 percent of U.S. carbon dioxide pollution linked to global warming. There are plans to build more than 150 new coal-fired power plants over the next several years. Would you support a five-year moratorium on new coal-fired power plants in the United States if there was stepped-up investment in clean, safe and renewable energy – such as wind and solar – and improved home energy-efficiency standards? Would you say... ?



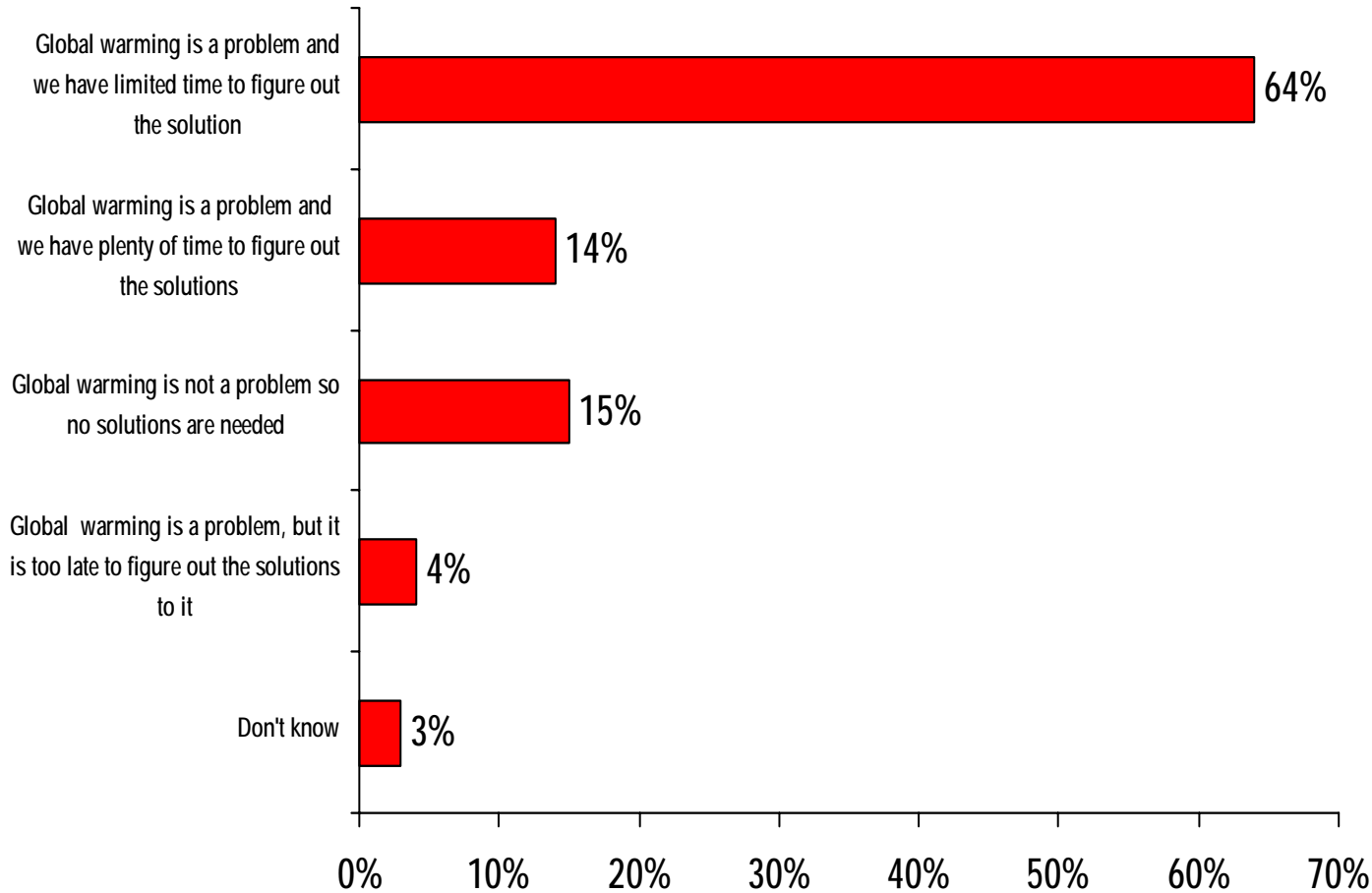
Base = Total respondents: N=601, September 12-17, 2008.

The Truth About Global Warming

- Sixty four percent of those in Kentucky agree that global warming is real and there is limited time to fix it. Fourteen percent think it is a problem but there is plenty of time to fix it while 15% do not think it is a problem so no solutions are needed.
- Most Americans agree (63%) that global warming is a problem and that we have limited time to figure out solutions to it. Only about one-in-10 think global warming is something we have plenty of time to figure out and only 6% think it is too late to figure out solutions. Sixteen percent do not think global warming is a problem at all.
- In Kentucky:
 - More women than men (69% vs. 59%) think global warming is a real problem and there is limited time to find solutions.
 - Along party lines, 73% of Democrats and 75% of Independents think there is limited time to find a global warming solution compared to only 53% of Republicans. Republicans are the most likely to say they do not think global warming is a problem at all (23%).

The Truth About Global Warming

R10: Which one of the following statements do you think is true about global warming?



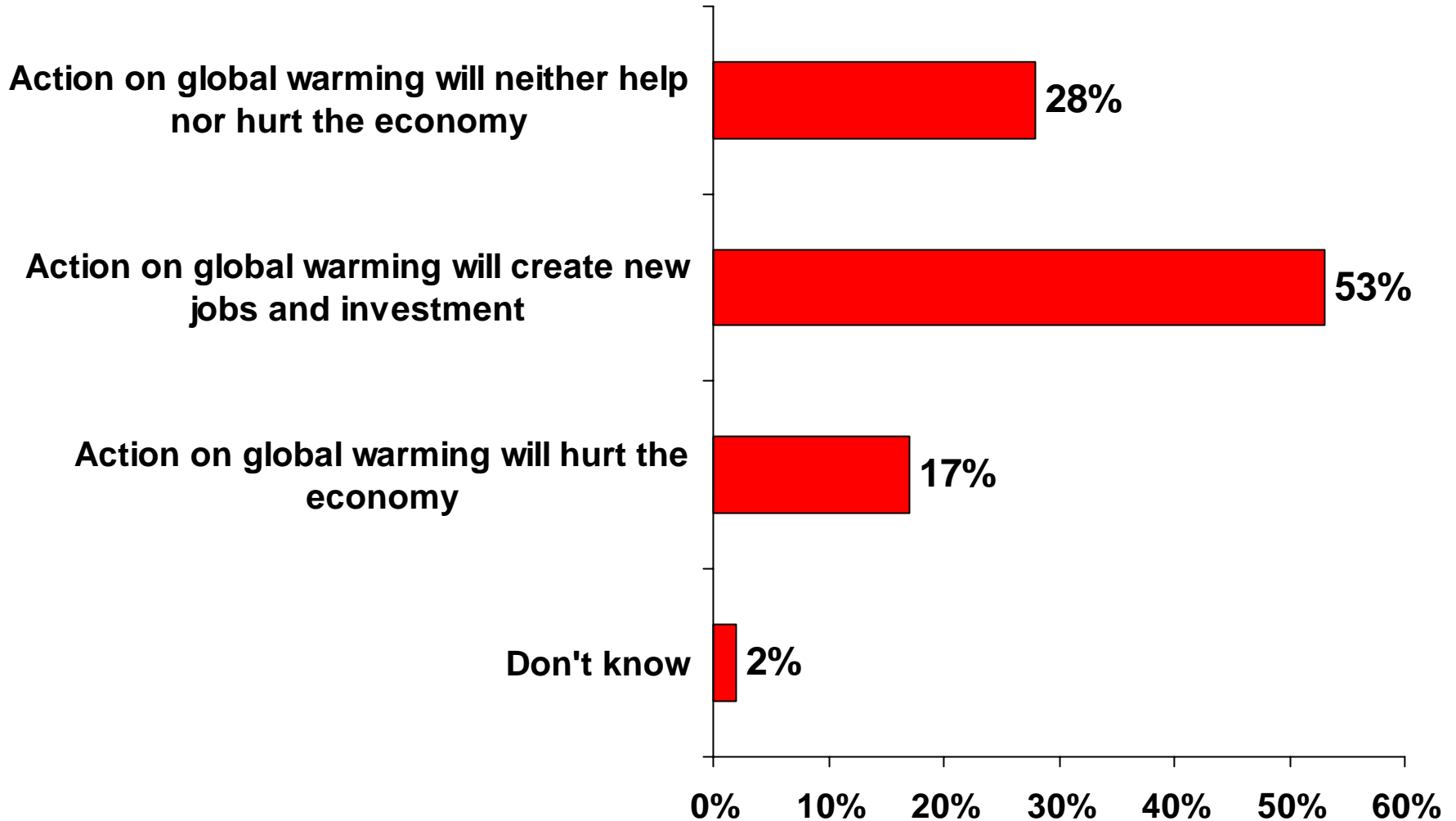
Base = Total respondents: N=601, September 12-17, 2008.

Does Acting on Global Warming Help or Hurt the Economy?

- In Kentucky as well as the nation as a whole, more than half (53% in Kentucky and 51% nationally) think that action on global warming will create new jobs and investment. In Kentucky 17% think action on global warming will hurt the economy and 28% think it will have no effect.
- In Kentucky
 - The difference along gender lines for this question is dramatic. Twenty-five percent of men think action on global warming will hurt the economy compared to 10% of women. Fifty-eight percent of women think action on global warming will help the economy, compared to 47% of men.
 - Along party lines, Democrats (64%) and Independents (50%) are more likely to think action on global warming will help the economy than are Republicans (40%). Republicans are much more likely to think that action on global warming will hurt the economy (21%).

Does Acting on Global Warming Help or Hurt the Economy?

R12: Some people say that steps to restrict global warming pollution in the United States would hurt the U.S. economy. Other people say that all of the investments and construction associated with new clean energy sources, green-building of new homes and businesses and retrofitting of existing homes and other facilities would create millions of new jobs. What do you think is the most likely to happen?



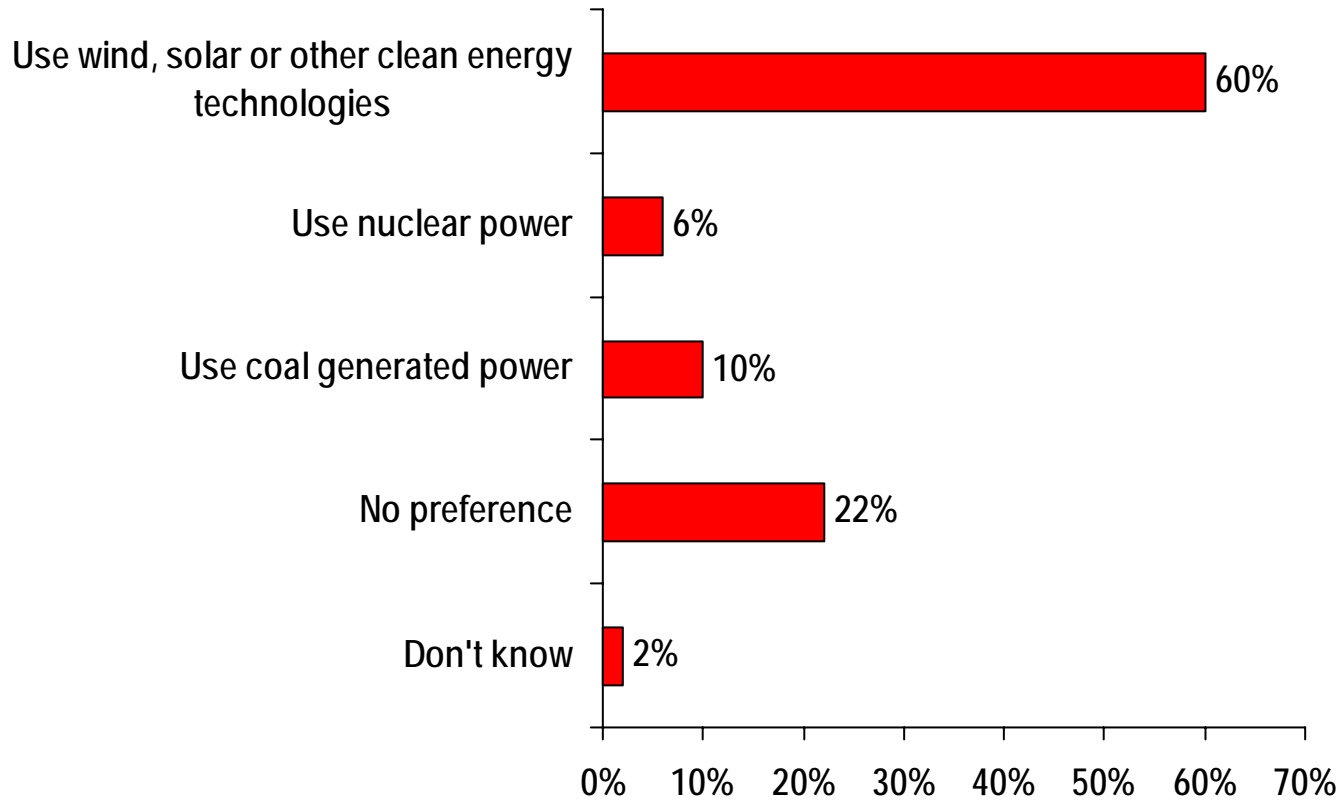
Base = Total respondents: N=601, September 12-17, 2008.

The Source of the Power You Would Choose for Home

- If they could, 60% in Kentucky and 66% in the US would tell their local utility to power their home using wind, solar or some other form of clean-energy technology. The only difference from the national survey is that coal would be the choice of 10% in Kentucky and 3% nationally. The percentage who don't have a preference is nearly the same in Kentucky (22%) and the country (21%).
 - Wind or clean-energy technology is far more likely to be preferred by women than men (66% vs. 53%).
 - The difference along party lines is strong. Only 50% of Republicans prefer a clean energy technology for their home compared to 80% of Independents and 66% of Democrats.

The Source of the Power You Would Choose for Home

R13: The cost of solar and wind power is now becoming increasingly competitive with other energy sources. If you could tell your power company/utility where to get the power to run your house, what would you say?



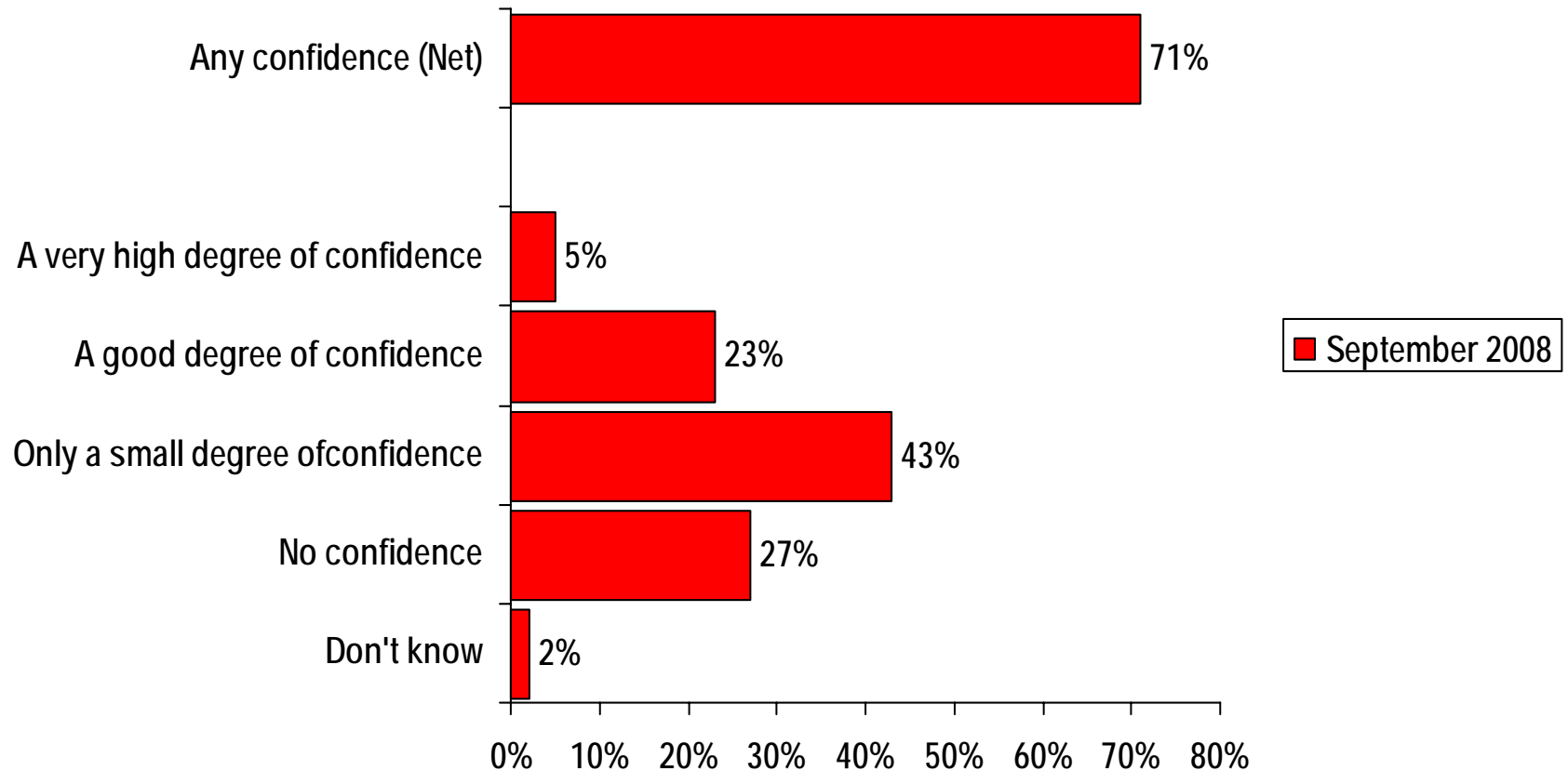
Base = Total respondents: N=601, September 12-17, 2008.

Confidence in Elected Officials to Act Decisively on Global Warming Issues

- Confidence is as high in Kentucky as it is at the national level. Currently, 71% of those in Kentucky and 70% of respondents nationally have any level of confidence that the elected officials in this country will act decisively on global warming issues. In Kentucky 43% have only a small degree of confidence compared to 40% nationally. Twenty-seven percent have no confidence, both in the state and nationally.
- In Kentucky:
 - Women have a lot more confidence than men (37% vs. 17%).
 - Across all three major parties there is some partisan difference for who has the more confidence in government. Republicans are the most confident (34%) compared to 32% of Independents and 22% of Democrats.

Confidence in Elected Officials to Act Decisively on Global Warming Issues

R15: With what degree of confidence do you think our current elected officials in the United States will act decisively on global warming issues? Would you say...



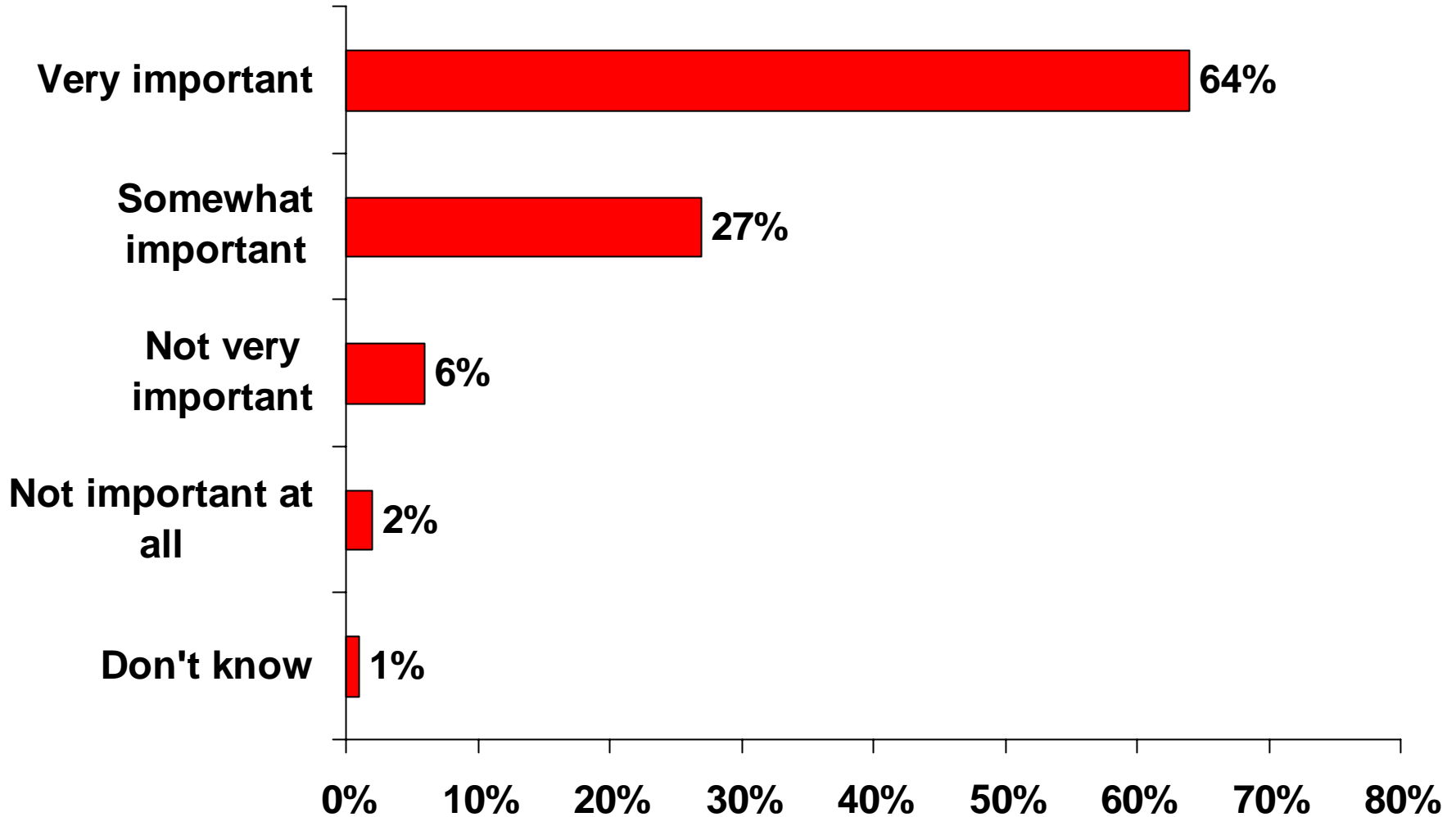
Base = Total respondents: N=601, September 12-17, 2008.

Importance of Energy Issues in the 2008 Elections

- The views of presidential candidates on energy-related issues will be important to 91% of respondents in both Kentucky and the country as a whole when they cast their vote for president and Congress in the Fall of 2008.

Importance of Energy Issues in the 2008 Elections

R18: Now, as you look ahead to the 2008 presidential and congressional elections, how important will the views of candidates on energy-related issues – such as gasoline prices, home heating oil prices, global warming and energy independence – be as you cast your vote? Would you say...



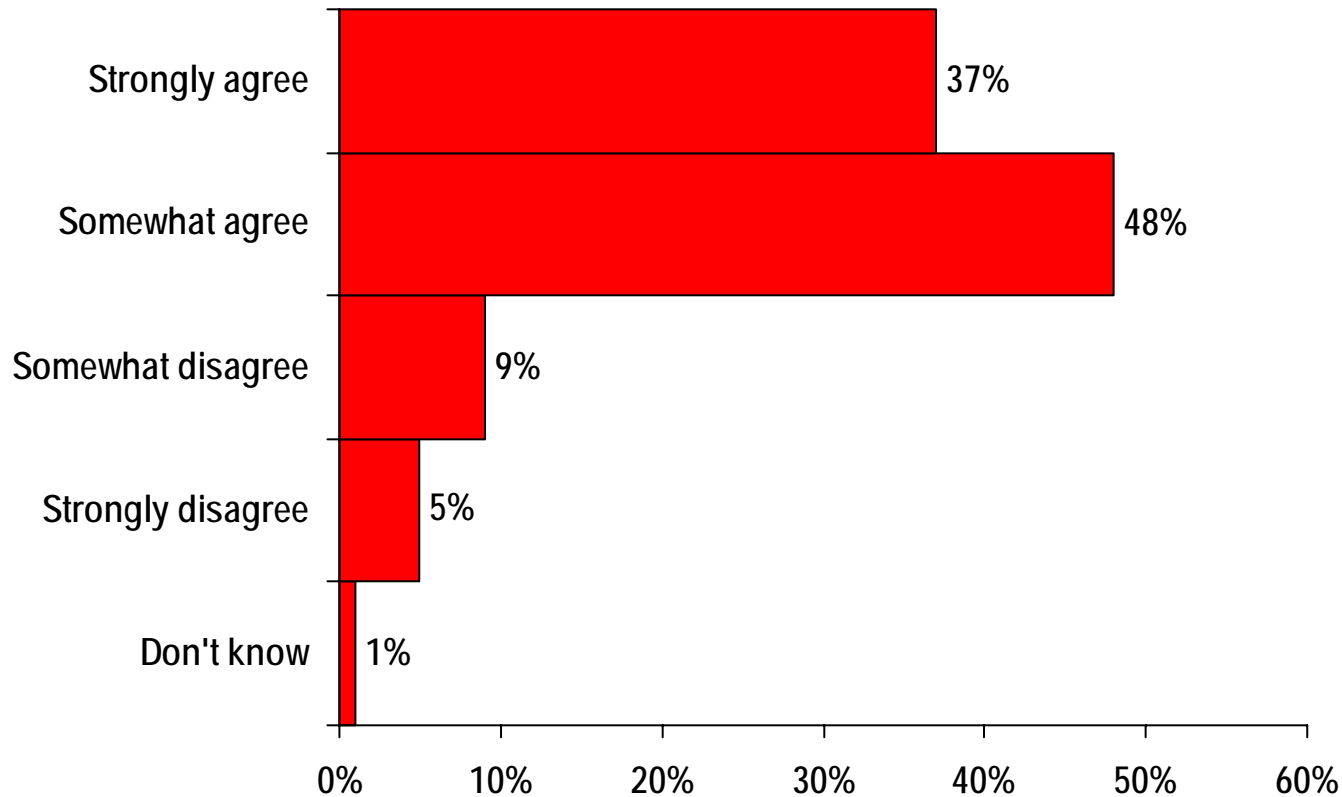
Base = Total respondents: N=601, September 12-17, 2008.

There is No Time to Postpone a Decision on Global Warming

- More adults in Kentucky (85%) than even in the country as a whole (78%) agree that the effects of global warming require that we take timely and decisive steps to develop renewable energy and that we cannot postpone decisions since there are no perfect options. In Kentucky 14% disagree and that is 20% in the nation as a whole.
- In Kentucky:
 - Democrats (90%) and Independents (91%) are the most likely to agree with this statement, followed by Republicans (79%).

There is No Time to Postpone a Decision on Global Warming

R16 Please listen to this statement. "The effects of global warming require that we take timely and decisive steps for renewable, safe and clean energy sources. We need transitional technologies on our path to energy independence. There are tough choices to be made and trade offs. We cannot afford to postpone decisions since there are no perfect options." How much do you agree with this statement? Would you say you...



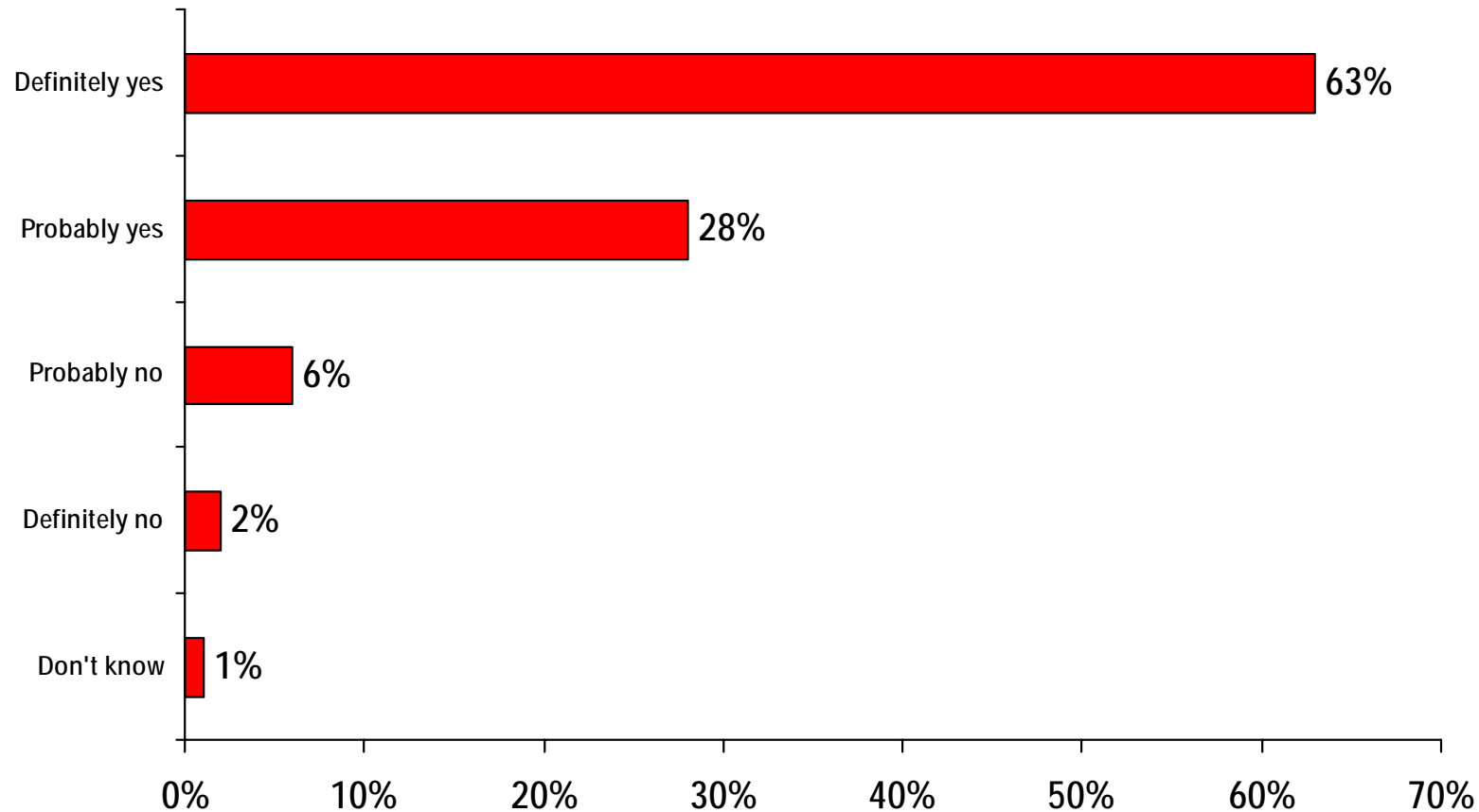
Base = Total respondents: N=601, September 12-17, 2008.

Time For a “New Industrial Revolution”

- The vast majority of respondents (91%) – whether in Kentucky or the nation as a whole -- think it is time to think in terms of a “new industrial revolution.” They are of the opinion that the reliance on fossil fuels is a product of the industrial revolution of the 19th and early 20th centuries and it is time to phase these fuels out and phase in clean, renewable energy sources. Only 6% in the US and 8% in Kentucky do not think it is time to do this.
- In Kentucky:
 - Along party lines there is a bit of a difference among those saying “probably yes.” Seventy-two percent of Independents and 70% of Democrats say probably yes compared to only 52% of Republicans.

Time For a “New Industrial Revolution”

R8: The reliance on fossil fuels is the product of the industrial revolution of the 19th and early 20th centuries. Do you think it is time for our nation to start thinking in terms of the concept of a “new industrial revolution,” one that is characterized by the orderly phasing out of fossil fuels and the phasing in of new, clean renewable energy sources – many of which are available now, such as wind and solar for electricity, hybrid and clean diesel technologies for cars? Would you say... ?



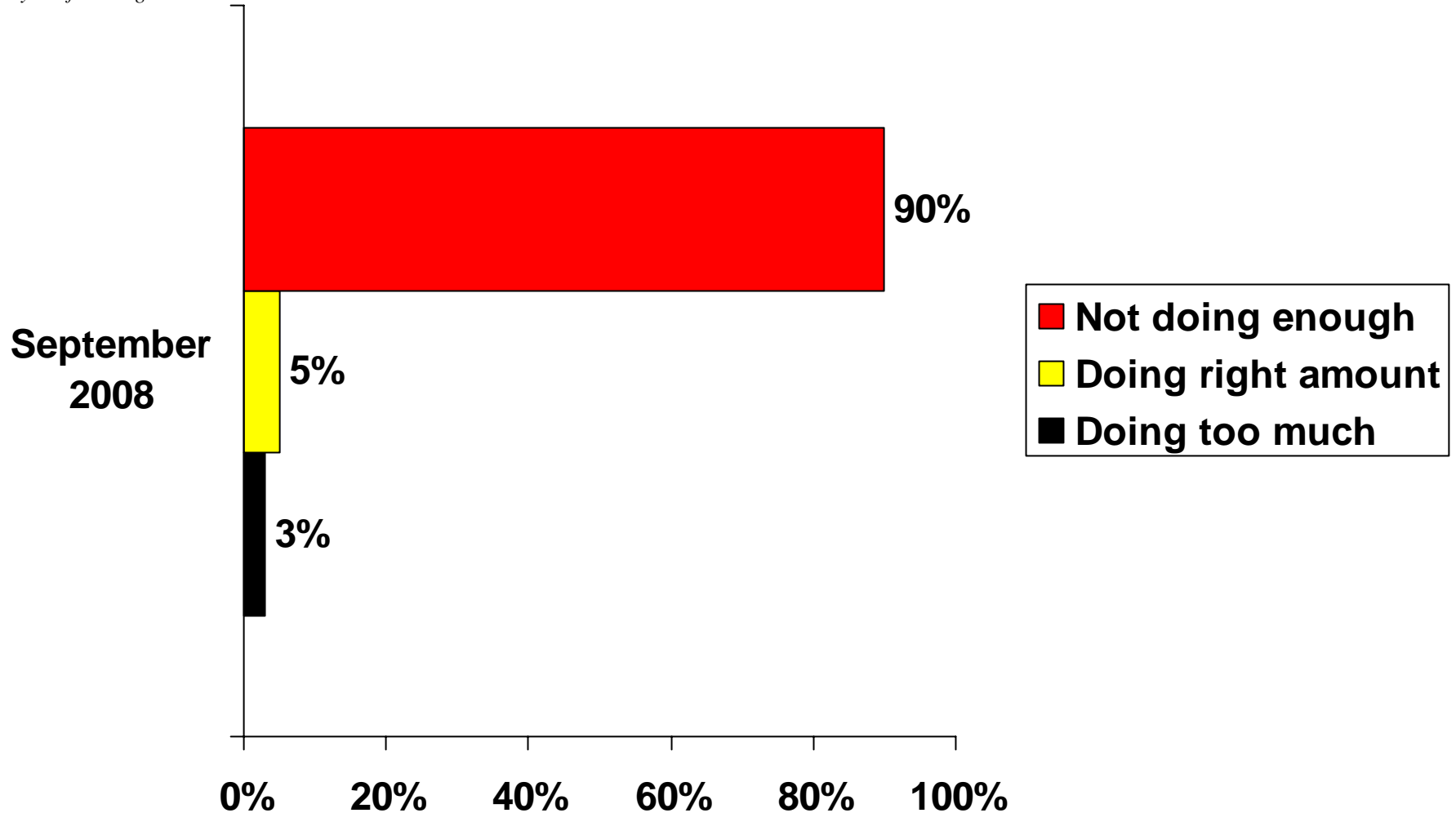
Base = Total respondents: N=601, September 12-17, 2008.

Federal Government Action on Energy Prices and Foreign Oil Dependency

- Most adults in Kentucky – and the nation as a whole as well – do not think the federal government is doing enough about high energy prices and the country's dependence on foreign oil. In the Kentucky survey it is 90% and in the country as a whole it is as high as 85%.

Federal Government Action on Energy Prices and Foreign Oil Dependency

R19: Do you think the federal government is doing enough about high energy prices and the U.S. dependence on Middle Eastern energy sources? Would you say the federal government is . . .



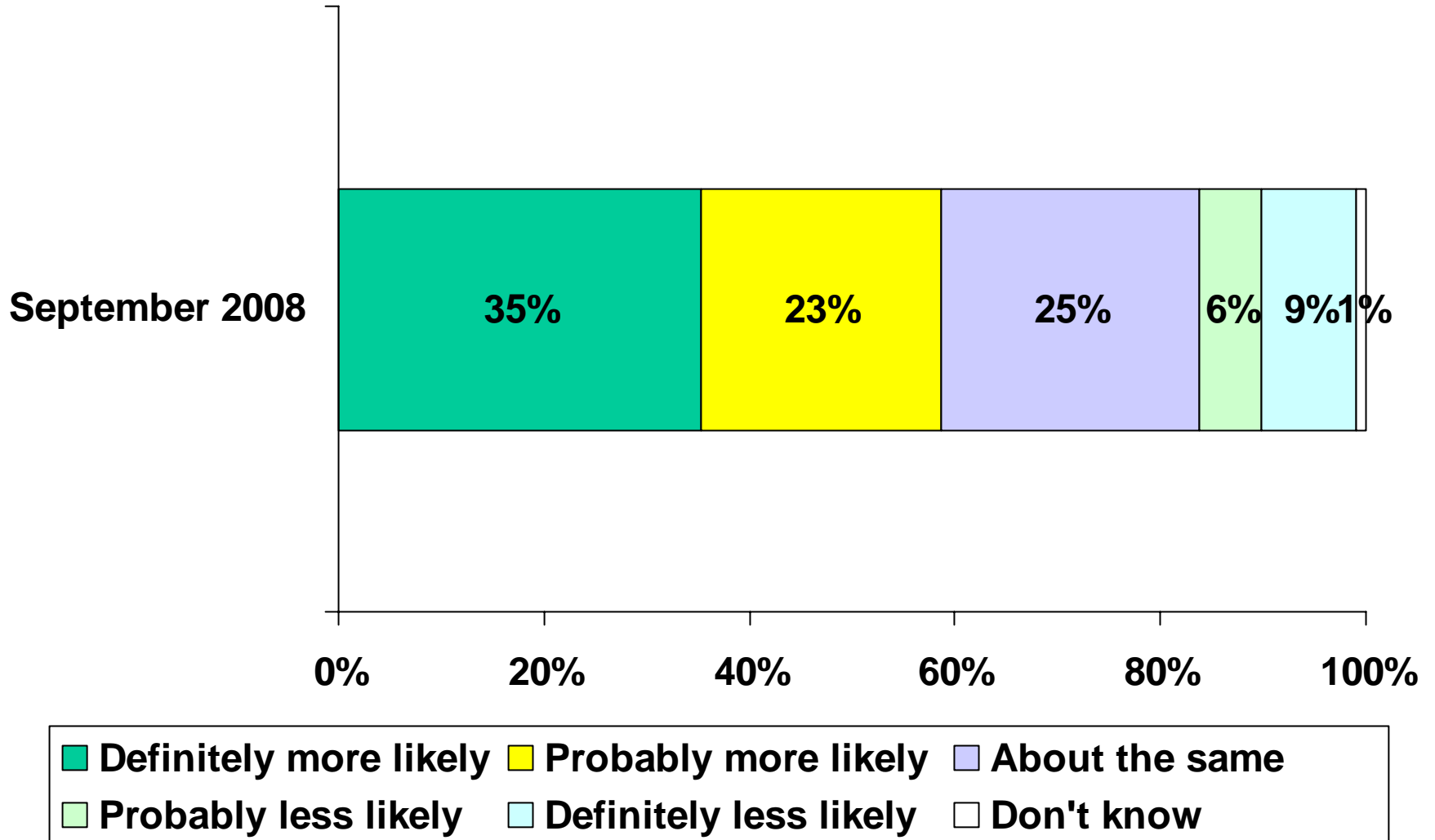
Base = Total respondents: N=601, September 12-17, 2008.

Likelihood to Buy a Fuel-Efficient Vehicle

- Presently, more than half (59% in Kentucky and 52% in the nation) say they are more likely now than they were six months ago to buy a hybrid, clean-diesel or other more fuel efficient car.
 - Along party lines in Kentucky, 67% of Democrats say they are more likely compared to 59% of Independents and 49% of Republicans.

Likelihood to Buy a Fuel-Efficient Vehicle

R20: Do you consider yourself more or less likely to buy a hybrid, clean-diesel or other more fuel efficient vehicle NOW than you were SIX MONTHS AGO?



Base = Total respondents: N=601, September 12-17, 2008.

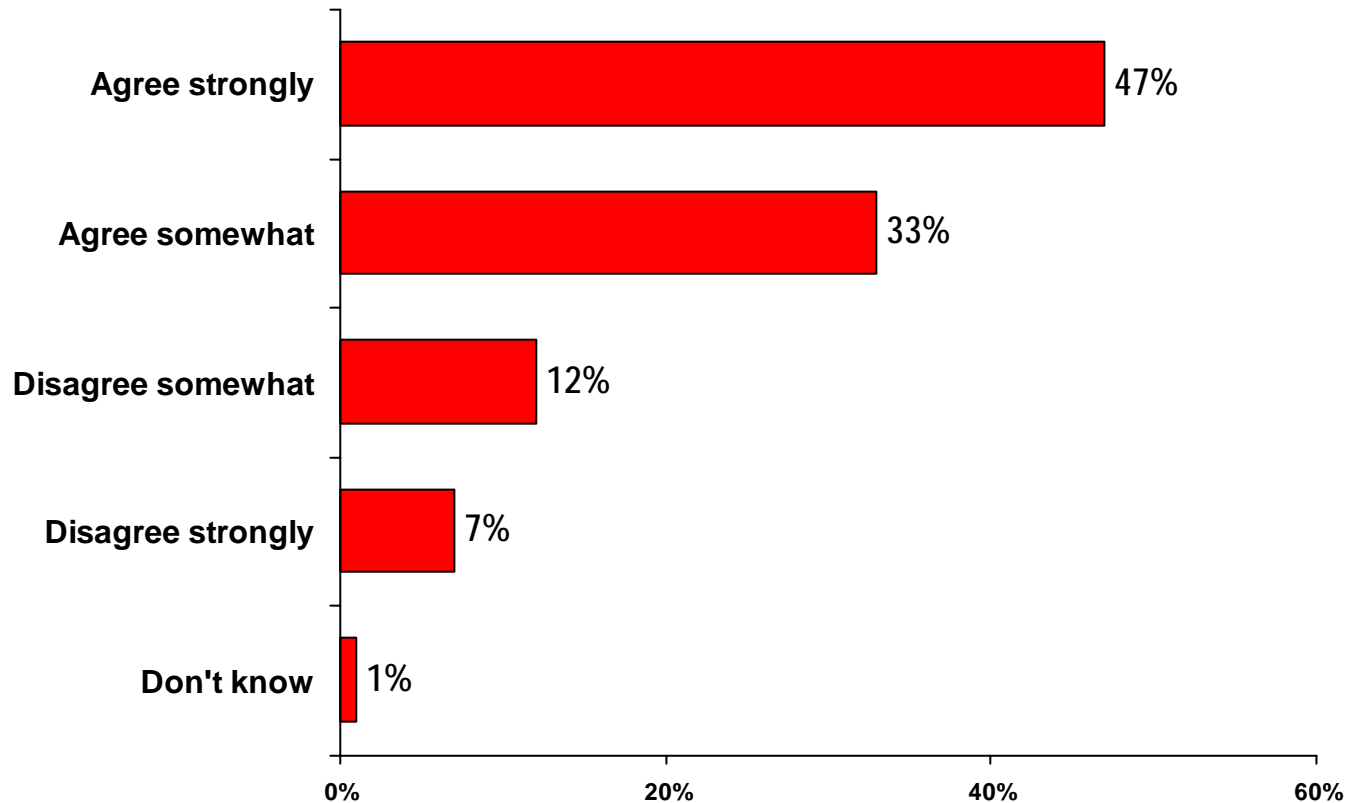
Setting a Date for Energy Independence Day

- In Kentucky 80% of respondents agree that we should set a national goal to end our reliance on Middle Eastern oil by July 4, 2015, if not sooner. Nationally this number is only 69% which is still relatively high but not in comparison to Kentucky.

Setting a Date for Energy Independence Day

R17: Looking ahead, do you think the U.S. government should set a national goal of declaring July 4th, 2015 or sooner as “Energy Independence Day” – a real target date for ending our reliance on Middle Eastern and other Foreign oil supplies? Would you say you...?

Americans Want to Set the Date for Energy Independence



Base = Total respondents: N=601, September 12-17, 2008.

APPENDIX

RELIABILITY OF SURVEY PERCENTAGES

Results of any sample are subject to sampling variation. The magnitude of the variation is measurable and is affected by the number of interviews and the level of the percentages expressing the results.

The table below shows the possible sample variation that applies to percentage results reported herein. The chances are 95 in 100 that a survey result does not vary, plus or minus, by more than the indicated number of percentage points from the result that would be obtained if interviews had been conducted with all persons in the universe represented by the sample.

Size of Sample on Which Survey Results Are Based	Approximate Sampling Tolerances Applicable to Percentages At or Near These Levels				
	10% or 90%	20% or 80%	30% or 70%	40% or 60%	50%
1,000 interviews	2%	2%	3%	3%	3%
500 interviews	3%	4%	4%	4%	4%
250 interviews	4%	5%	6%	6%	6%
100 interviews	6%	8%	9%	10%	10%

Additional Sampling Tolerances for Samples of 1,000 Interviews

<u>9% or 91%</u> 2%	<u>8% or 92%</u> 2%	<u>7% or 93%</u> 2%	<u>6% or 94%</u> 1%	<u>5% or 95%</u> 1%
<u>4% or 96%</u> 1%	<u>3% or 97%</u> 1%	<u>2% or 98%</u> 1%	<u>1% or 99%</u> 2%	

SAMPLING TOLERANCES WHEN COMPARING TWO SAMPLES

Tolerances are also involved in the comparison of results from independent parts of the sample. A difference, in other words, must be of at least a certain number of percentage points to be considered statistically significant – that is not due to random chance. The table below is a guide to the sampling tolerances in percentage points applicable to such comparisons, based on a 95% confidence level.

Size of Samples Compared	Differences Required for Significance At or Near These Percentage Levels				
	10% or 90%	20% or 80%	30% or 70%	40% or 60%	50%
1,000 and 1,000	3%	4%	4%	4%	4%
1,000 and 500	3%	4%	5%	5%	5%
1,000 and 250	4%	6%	6%	7%	7%
1,000 and 100	6%	8%	9%	10%	10%
500 and 500	4%	5%	6%	6%	6%
500 and 250	5%	6%	7%	7%	8%
500 and 100	6%	9%	10%	11%	11%
250 and 250	5%	7%	8%	9%	9%
250 and 100	7%	9%	11%	11%	12%
100 and 100	8%	11%	13%	14%	14%

KENTUCKY ENERGY SURVEY ALTERNATIVES

SEPTEMBER, 2008
36158

TELEPHONE #
STATE
COUNTY
METRO
ADI
ADI RANK
REP
SURVEY # (LAST 3 DIGITS)
CALL

TELEPHONE NUMBER: () _____ TIME ENDED: _____

TIME STARTED: _____

LENGTH: _____ (MINUTES)

DATE: _____

INTERVIEWER: _____

I.D.: _____

Hello, my name is _____. I'm calling from Opinion Research Corporation. We're conducting a survey of Kentucky residents on a subject of interest to the public. We are not selling any products or services. We are only asking your opinions. Your answers will remain confidential. This call may be monitored or recorded for quality assurance purposes.

Now, may I please speak to the youngest (male/female) 18 years of age or older who lives in this household.

RECORD GENDER

01 MALE
02 FEMALE

*Topline Results of a Telephone Survey Conducted September 12-17, 2008,
Among a Random Sample of 601 Adults in Kentucky*

First of all...

- P5 Some experts say the following: “Utility rates set by government agencies along with taxpayer subsidies or loan guarantees for coal and nuclear power plant construction are a form of public energy investment. If we are going to make such a public energy investment, it should lead to innovation, jobs, a stronger economy and safe, clean power.”

In view of this statement, what do you think the U.S. should do regarding these subsidies and incentives?

[READ ENTIRE LIST BEFORE RECORDING ONE ANSWER]

- | | |
|-----|---|
| 24% | Shift all or most of them from nuclear power and coal-fired power plants to energy sources such as wind and solar |
| 55 | Evenly divide them between nuclear power and coal-fired power plants and energy sources such as wind and solar |
| 16 | Or, keep the incentives for nuclear power and coal-fired power the way they are today |
| 5 | DON'T KNOW/NOT SURE |

- P6 I am going to read you a list of power sources. In each case, please indicate which ones you think are “power sources of tomorrow” that should play a bigger role in the U.S. energy picture and which are a “power source of yesterday”.

[RANDOMIZE ITEMS]

- | | |
|----|------------------------------|
| A. | Oil |
| | 37% Power source of tomorrow |
| | 61 Power source of yesterday |
| | 1 DON'T KNOW/NOT SURE |
| B. | Coal |
| | 38% Power source of tomorrow |
| | 61 Power source of yesterday |
| | 1 DON'T KNOW/NOT SURE |
| C. | Nuclear |
| | 75% Power source of tomorrow |
| | 22 Power source of yesterday |
| | 3 DON'T KNOW/NOT SURE |
| D. | Natural Gas |
| | 58% Power source of tomorrow |
| | 41 Power source of yesterday |
| | 1 DON'T KNOW/NOT SURE |

E. Wind
 90% Power source of tomorrow
 9 Power source of yesterday
 1 DON'T KNOW/NOT SURE

F. Solar
 90% Power source of tomorrow
 9 Power source of yesterday
 1 DON'T KNOW/NOT SURE

P7 Let's look ahead to January 2009 -- after the election of a new President and a new Congress. Which one of the following options do you think elected officials should make their NUMBER ONE energy-related priority for the nation?

[READ ENTIRE LIST BEFORE RECORDING ONE ANSWER. ROTATE 01-02]

56% Independence from foreign energy PRIMARILY by promoting energy sources such as wind or solar, more conservation of energy, and hybrid or other highly fuel-efficient cars
 36 Independence from foreign energy PRIMARILY by promoting energy sources such as more coal-fired power plants, oil from offshore drilling and nuclear power
 6 Or, no change in use of foreign energy is necessary
 2 DON'T KNOW/NOT SURE

P8 The reliance on fossil fuels is the product of the industrial revolution of the 19th and early 20th centuries. Do you think it is time for our nation to start thinking in terms of the concept of a "new industrial revolution," one that is characterized by the orderly phasing out of fossil fuels and the phasing in of clean, renewable energy sources -- many of which are available now, such as wind and solar for electricity, hybrid and clean diesel technologies for cars?

Would you say . . .

[READ LIST. RECORD ONE ANSWER]

63% Definitely yes
 28 Probably yes
 6 Probably no
 2 Definitely no
 1 DON'T KNOW/NOT SURE

- P9 More than half of power plant-generated electricity comes from coal. Experts say that power plants are responsible for about 40 percent of U.S. carbon dioxide pollution linked to global warming. There are plans to build more than 150 new coal-fired power plants over the next several years.

Would you support a five-year moratorium on new coal-fired power plants in the United States if there was stepped-up investment in clean, safe renewable energy -- such as wind and solar -- and improved home energy-efficiency standards? Would you say . . .

[READ LIST. RECORD ONE ANSWER]

- 37% Definitely yes
- 41 Probably yes
- 12 Probably no
- 9 Definitely no
- 1 DON'T KNOW/NOT SURE

- P10 Which ONE of the following statements do you think is TRUE about global warming?

[READ ENTIRE LIST BEFORE RECORDING ONE ANSWER]

- 14% Global warming is a problem and we have plenty of time to figure out the solutions to it
- 64 Global warming is a problem and we have limited time to figure out the solutions to it
- 4 Global warming is a problem, but it is too late to figure out the solutions to it
- 15 Global warming is not a problem, so no solutions are needed
- 3 DON'T KNOW/NOT SURE

- P11 Some politicians say that the United States should not proceed with tough global warming legislation until other nations -- such as China and India -- act first or at the same time that we do so.

Do you think the United States should be a leader or a follower when it comes to action on global warming? Would you say . . .

[READ ENTIRE LIST BEFORE RECORDING ONE ANSWER. ROTATE]

- 80% The United States should lead by example when it comes to curbs on global warming (or)
- 18 The United States should wait for other nations to take action first on global warming (or)
- 2 DON'T KNOW/NOT SURE

- P12 Some people say that steps to restrict global warming pollution in the United States would hurt the U.S. economy. Other people say that all of the investments and construction associated with new clean energy sources, green-building of new homes and buildings and retrofitting of existing homes and other facilities would create millions of new jobs.

What do you think is most likely to happen?

[READ ENTIRE LIST BEFORE RECORDING ONE ANSWER. ROTATE 01-02]

53% Action on global warming will hurt the U.S. economy
17 Action on global warming will create new jobs and investment
28 Or, action on global warming will neither help nor hurt the economy
2 DON'T KNOW/NOT SURE

- P13 The costs of solar and wind power are now becoming increasingly competitive with other energy sources. If you could tell your power or utility company where to get the power to run your house, what would you say?

[READ ENTIRE LIST BEFORE RECORDING ONE ANSWER]

60% Use wind, solar and other clean energy technologies
10 Use coal-generated power
6 Use nuclear power
22 Or, you have no preference
2 DON'T KNOW/NOT SURE

- P14 Do you agree or disagree with the following statement: "A sound energy policy is central to solving some of the most urgent problems facing our country. An energy policy that promotes clean power would encourage innovation, create new jobs and make for a stronger economy. It also allows the U.S. to disentangle itself from unstable and hostile regions of the world while also reducing harmful greenhouse gas emissions."

Would you say you . . .

[READ LIST. RECORD ONE ANSWER]

46% Strongly agree
39 Somewhat agree
9 Somewhat disagree
4 Strongly disagree
1 DON'T KNOW/NOT SURE

- P15 With what degree of confidence do you think our CURRENT elected officials in the United States will act decisively on global warming issues? Would you say they will act with . . .

[READ LIST. RECORD ONE ANSWER]

5% A very high degree of confidence
23 A good degree of confidence
43 Only a small degree of confidence
27 No confidence
2 DON'T KNOW/NOT SURE

- P16 Please listen to this statement. "The effects of global warming require that we take timely and decisive steps for renewable, safe and clean energy sources. We need transitional technologies on our path to energy independence. There are tough choices to be made and tradeoffs. We cannot afford to postpone decisions since there are no perfect options."

How much do you agree or disagree with this statement? Would you say you . . .
[READ LIST. RECORD ONE ANSWER]

37% Strongly agree
48 Somewhat agree
9 Somewhat disagree
5 Strongly disagree
1 DON'T KNOW/NOT SURE

- P17 Looking ahead, do you think the U.S. government should set a national goal of declaring July 4, 2015, as 'Energy Independence Day' -- a real target date for ending our reliance on Middle Eastern and other foreign oil supplies.

Would you say you ...
[READ LIST. RECORD ONE ANSWER]

47% Strongly agree
33 Somewhat agree
12 Somewhat disagree
7 Strongly disagree
1 DON'T KNOW/NOT SURE

- P18 Now, as you look ahead to the 2008 presidential and congressional elections, how important will the views of candidates on energy-related issues -- such as gasoline prices, home heating oil prices, global warming and energy independence -- be as you cast your vote? Would you say . . .
[READ LIST. RECORD ONE ANSWER]

64% Very important
27 Somewhat important
6 Not very important
2 Not important at all
1 DON'T KNOW/NOT SURE

- P19 Do you think the federal government is doing enough about high energy prices and the U.S. dependence on Middle Eastern energy sources? Would you say the federal government . . .
[READ LIST. RECORD ONE ANSWER]

90% Is not doing enough on energy issues
5 Is doing the right amount on energy issues
3 Is doing too much on energy issues
1 DON'T KNOW/NOT SURE

P20 Do you consider yourself more or less likely to buy a hybrid, clean-diesel or other more fuel-efficient vehicle NOW than you were SIX MONTHS AGO? Would you say you are . . .
[READ LIST. RECORD ONE ANSWER]

35%	Definitely more likely
23	Probably more likely
25	About the same
6	Probably less likely
9	Definitely less likely
1	DON'T KNOW/NOT SURE

Now thinking specifically about Kentucky.....

P21 Kentucky currently gives more than \$120 million a year in direct subsidies to the coal industry. Which of the following statements do you agree with the MOST? [READ ENTIRE LIST BEFORE RECORDING ONE ANSWER]

26%	If the state is going to subsidize energy, it should focus primarily on renewable and alternative energies, such as wind, solar and biomass
56	If the state is going to subsidize energy, it should split the amount between coal/fossil fuels and renewable/alternative energies, such as wind, solar and biomass
16	If the state is going to subsidize energy, it should focus primarily on coal/fossil fuels
2	DON'T KNOW/NOT SURE.

P22 Gov. Steve Beshear is working on a new energy plan for Kentucky. Which of the following three things should be part of that plan? Please rate them in order of priority in terms of importance to you. What would be your first priority? Second? Third? [READ LIST AND ACCEPT ONE ANSWER EACH TIME.]

First

43%	Transitioning to renewable energy sources, such as solar and wind
30	Increased emphasis on energy efficiency/cutting wasted energy
12	More coal mining
6	More public transportation
7	Nuclear power
1	NONE OF THESE (VOL)
1	DON'T KNOW/NOT SURE

Second

26%	Transitioning to renewable energy sources, such as solar and wind
36	Increased emphasis on energy efficiency/cutting wasted energy
10	More coal mining
11	More public transportation
13	Nuclear power
2	NONE OF THESE (VOL)
1	DON'T KNOW/NOT SURE

Third

- 16% Transitioning to renewable energy sources, such as solar and wind
- 15 Increased emphasis on energy efficiency/cutting wasted energy
- 16 More coal mining
- 31 More public transportation
- 16 Nuclear power
- 3 NONE OF THESE (VOL)
- 2 DON'T KNOW/NOT SURE

P1 Do you support a shift in national policy to allow offshore drilling for oil? Would you say you . . .

[READ LIST. RECORD ONE ANSWER]

BASE = 601

- 49% Strongly support
- 28 Somewhat support
- 9 Somewhat oppose
- 11 Strongly oppose
- 3 DON'T KNOW/NOT SURE

[ASK IF P1 (01-02)]

P2 Some experts say that it could take 7 to 10 years for oil from offshore drilling to become available and that the impact on gas-pump prices would be negligible.

Do these facts change your support for offshore drilling? Are you . . .

[READ LIST. RECORD ONE ANSWER]

BASE = 462

- 34% Definitely more likely to support
- 10 Probably more likely to support
- 45 About the same
- 6 Probably less likely to support
- 4 Definitely less likely to support
- 2 DON'T KNOW/NOT SURE

P3 Do you support the expansion of nuclear power as a source of energy for the U.S.? Would you say you . . .

[READ LIST. RECORD ONE ANSWER]

BASE = 601

- 40% Strongly support
- 30 Somewhat support
- 13 Somewhat oppose
- 13 Strongly oppose
- 4 DON'T KNOW

[ASK IF P3 (01-02)]

P4 Some experts say that it will cost \$10 to 13 billion dollars to build each nuclear plant and that doing so will take 10 years or longer. The cost of financing new nuclear power plants will be folded into the rates that consumers pay for their electricity. Many of the costs of new energy facilities are routinely folded into our electricity base rates meaning that consumers are financing energy facilities.

Do these facts change your support for nuclear power? Are you . . .

[READ LIST. RECORD ONE ANSWER]

BASE = 424

23%	Definitely more likely to support
9	Probably more likely to support
49	About the same
11	Probably less likely to support
8	Definitely less likely to support
1	DON'T KNOW/NOT SURE

And now, just a few questions for background purposes...

D1 Thinking ahead to the presidential election which will be held in November, how likely would you say you are to vote -- will you definitely vote, are you extremely likely to vote, very likely to vote, only somewhat likely to vote, not very likely to vote, or will you definitely not vote?

75%	DEFINITELY VOTE
8	EXTREMELY LIKELY
5	VERY LIKELY
4	SOMEWHAT LIKELY
3	NOT VERY LIKELY
5	DEFINITELY WILL NOT VOTE
1	DON'T KNOW/UNDECIDED/REFUSED (vol.)

SP2A POLITICAL PARTY IDENTIFICATION

44%	REPUBLICAN
4	INDEPENDENT
50	DEMOCRAT
1	OTHER PARTY
-	DON'T KNOW/REFUSED